


# Tick Identification Chart


## Young Ticks




Paralysis Ticks



Bush Ticks

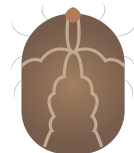




Brown Dog Ticks

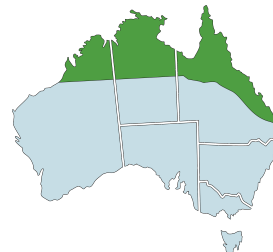
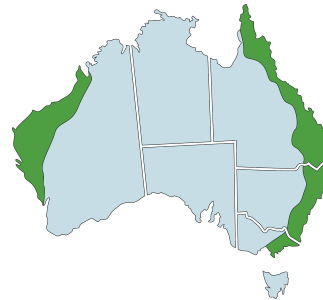


Cattle Ticks

## Adult Tick



## Distribution



## Information

Found east of the Great Dividing Range. In adult ticks the legs arise from near the head rather than along the body

Found on the East and West Coasts of Australia and are found much further inland than paralysis ticks

Brown Dog ticks only survive on dogs. Heavy burdens of Brown Dog Ticks can cause anaemia

Cattle Ticks have been eliminated from NSW. They are confined to Northern Australia

This chart may be used as a guide to the ticks that are present and are found attached to dogs and cats in Australia.

Key points:

- Young, unengorged ticks and nymphs are practically impossible to tell apart
- In Paralysis Ticks the legs arise from the head end of the tick, in other ticks the legs are spread along the body
- **If you find a tick and they are showing any of these signs seek treatment immediately** (even if you don't think it's a paralysis tick):  
Coughing, Gagging, Vomiting, Difficulty breathing, Wobbly gait, Paralysis, Weakness & Collapse, Choking (in cats)